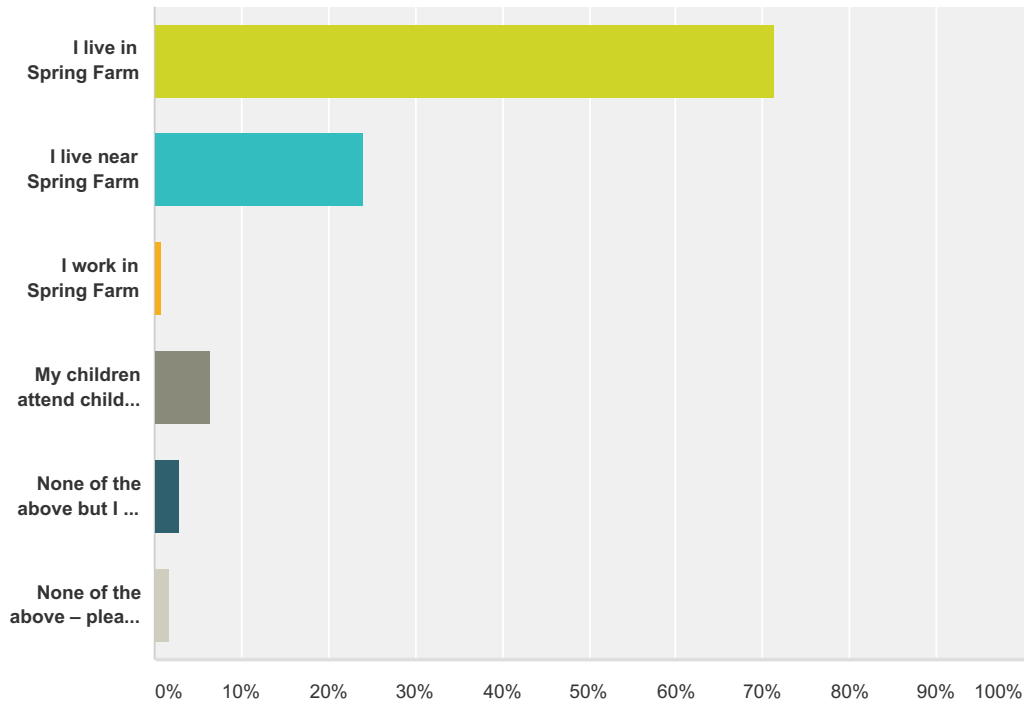


### Q1 What is your connection to Spring Farm? (select all that apply)

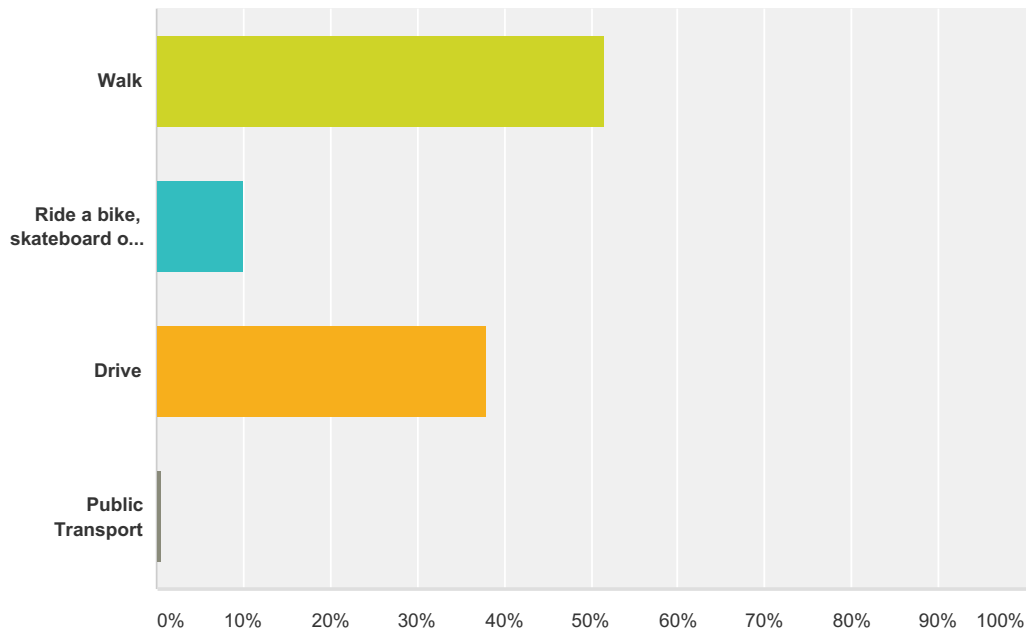
Answered: 375 Skipped: 0



Answer Choices	Responses
I live in Spring Farm	71.47% 268
I live near Spring Farm	24.00% 90
I work in Spring Farm	0.80% 3
My children attend child care/school in Spring Farm	6.40% 24
None of the above but I am interested in local parks in the Camden Local Government Area	2.93% 11
None of the above – please provide details	1.60% 6
<b>Total Respondents: 375</b>	

## Q2 How do you travel to your local park most of the time?

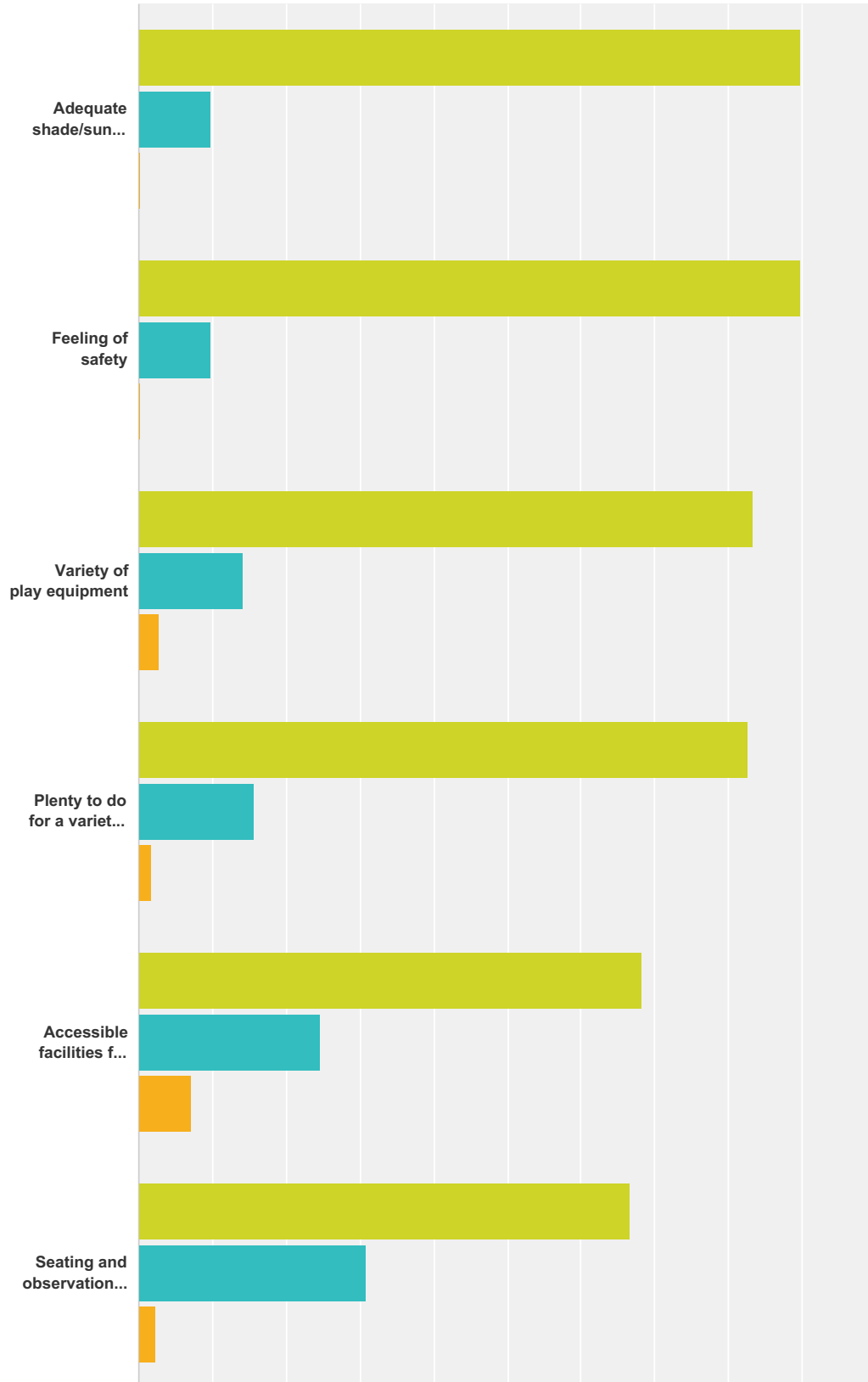
Answered: 371 Skipped: 4



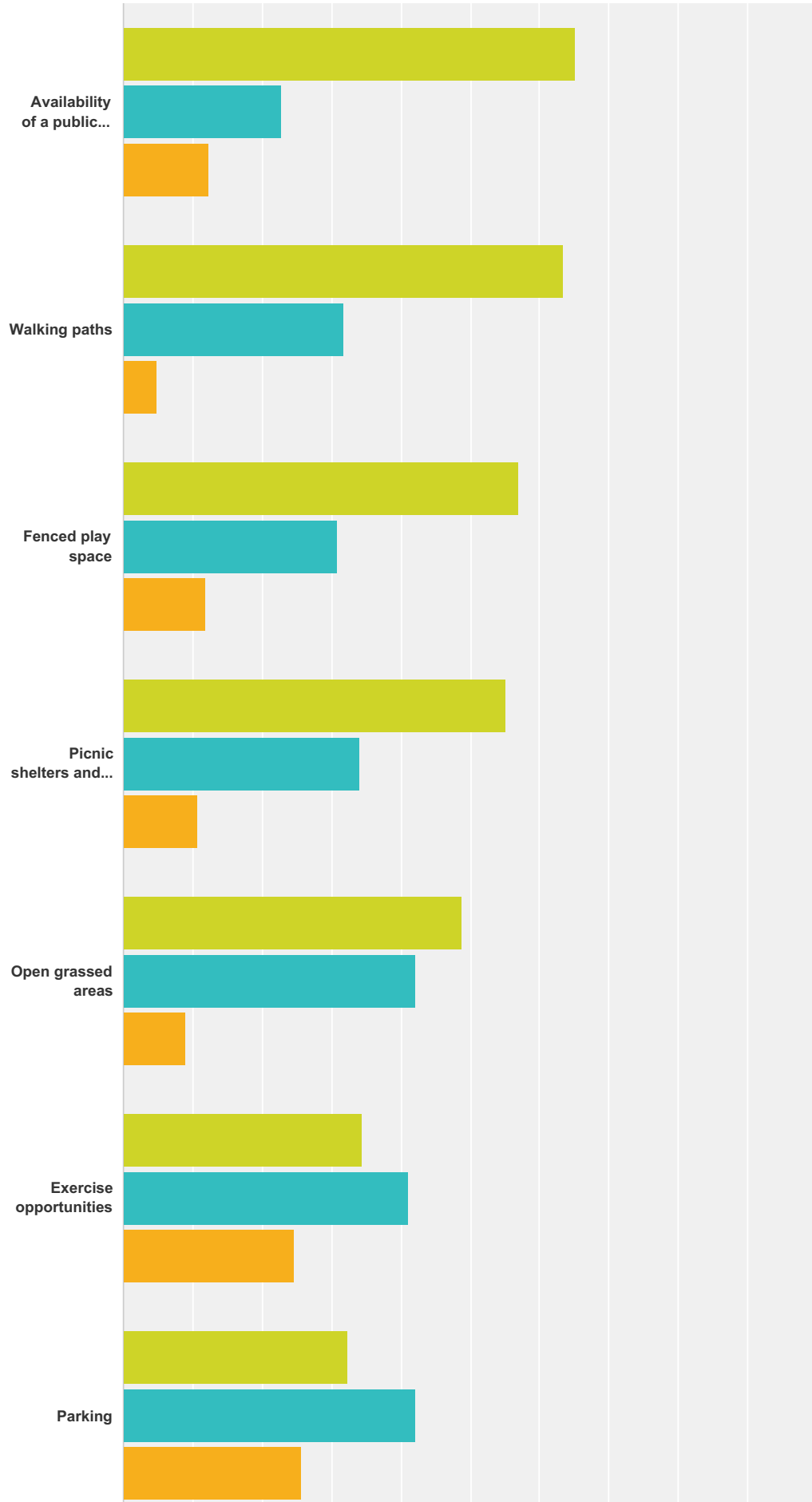
Answer Choices	Responses
Walk	51.48% 191
Ride a bike, skateboard or scooter	9.97% 37
Drive	38.01% 141
Public Transport	0.54% 2
<b>Total</b>	<b>371</b>

**Q3 What are the most important elements of a park visit for you? Please rate each element as either High, Medium, or Low**

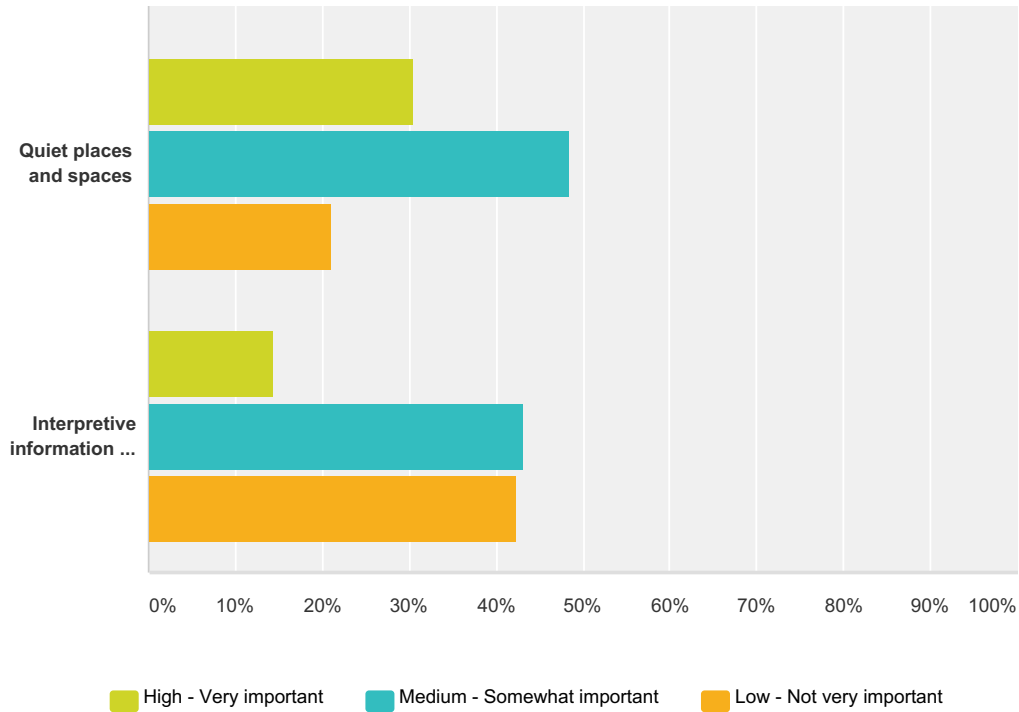
Answered: 375 Skipped: 0



# New Park Bandara Circuit Spring Farm



## New Park Bandara Circuit Spring Farm



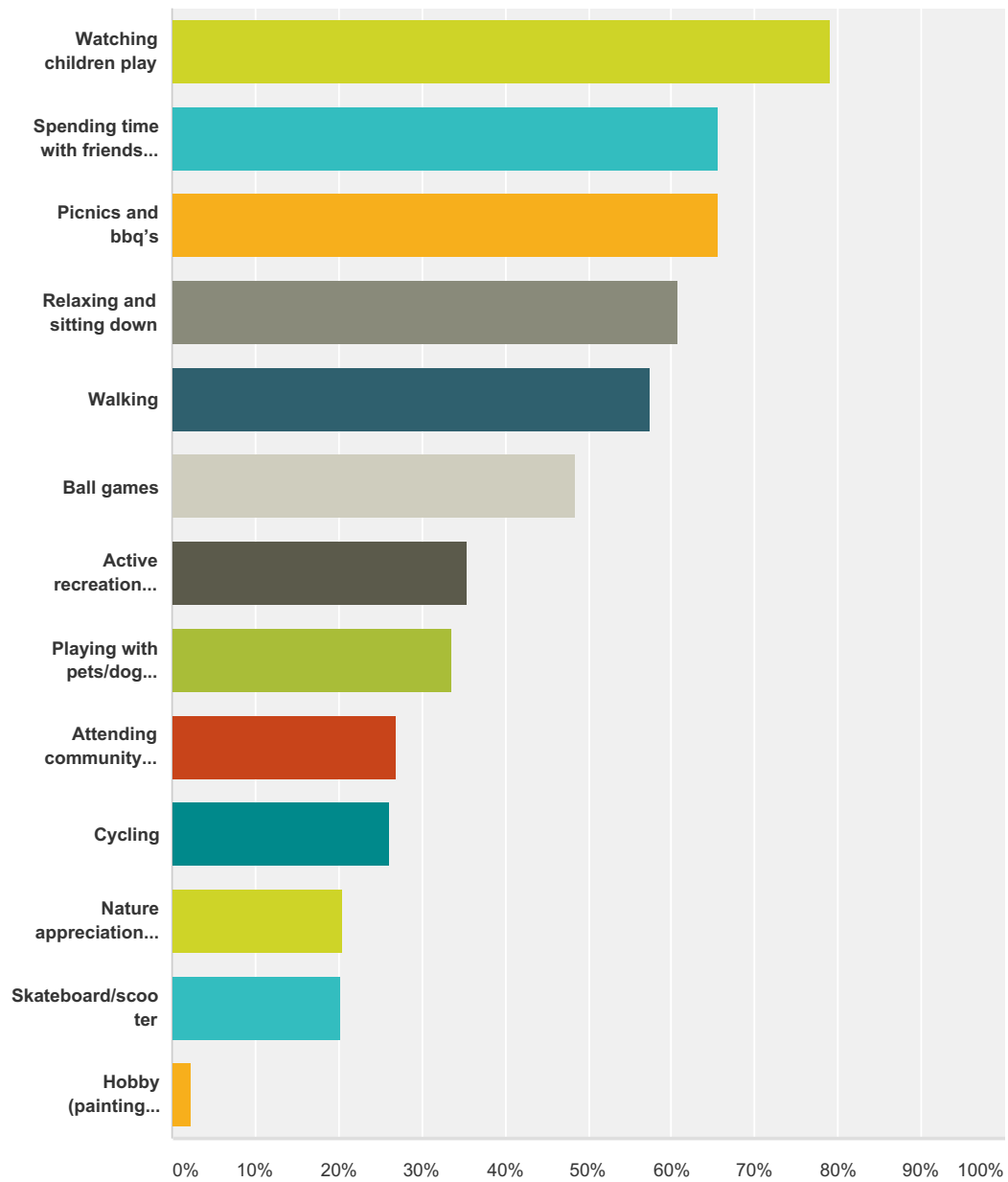
	High - Very important	Medium - Somewhat important	Low - Not very important	Total
Adequate shade/sun protection	89.87% 337	9.87% 37	0.27% 1	375
Feeling of safety	89.87% 337	9.87% 37	0.27% 1	375
Variety of play equipment	83.20% 312	14.13% 53	2.67% 10	375
Plenty to do for a variety of ages	82.67% 310	15.73% 59	1.60% 6	375
Accessible facilities for everyone	68.27% 256	24.53% 92	7.20% 27	375
Seating and observation points	66.67% 250	30.93% 116	2.40% 9	375
Availability of a public toilet	65.07% 244	22.67% 85	12.27% 46	375
Walking paths	63.47% 238	31.73% 119	4.80% 18	375
Fenced play space	57.07% 214	30.93% 116	12.00% 45	375
Picnic shelters and bbq	55.20% 207	34.13% 128	10.67% 40	375
Open grassed areas	48.80% 183	42.13% 158	9.07% 34	375
Exercise opportunities	34.40% 129	41.07% 154	24.53% 92	375
Parking	32.27% 121	42.13% 158	25.60% 96	375

## New Park Bandara Circuit Spring Farm

Quiet places and spaces	<b>30.40%</b> 114	<b>48.53%</b> 182	<b>21.07%</b> 79	375
Interpretive information on local plants and animals or other educational opportunities	<b>14.40%</b> 54	<b>43.20%</b> 162	<b>42.40%</b> 159	375

### Q4 What do you enjoy doing when you visit a park? (select all that apply)

Answered: 375 Skipped: 0



Answer Choices	Responses
Watching children play	79.20% 297
Spending time with friends and family	65.60% 246
Picnics and bbq's	65.60% 246
Relaxing and sitting down	60.80% 228
Walking	57.33% 215

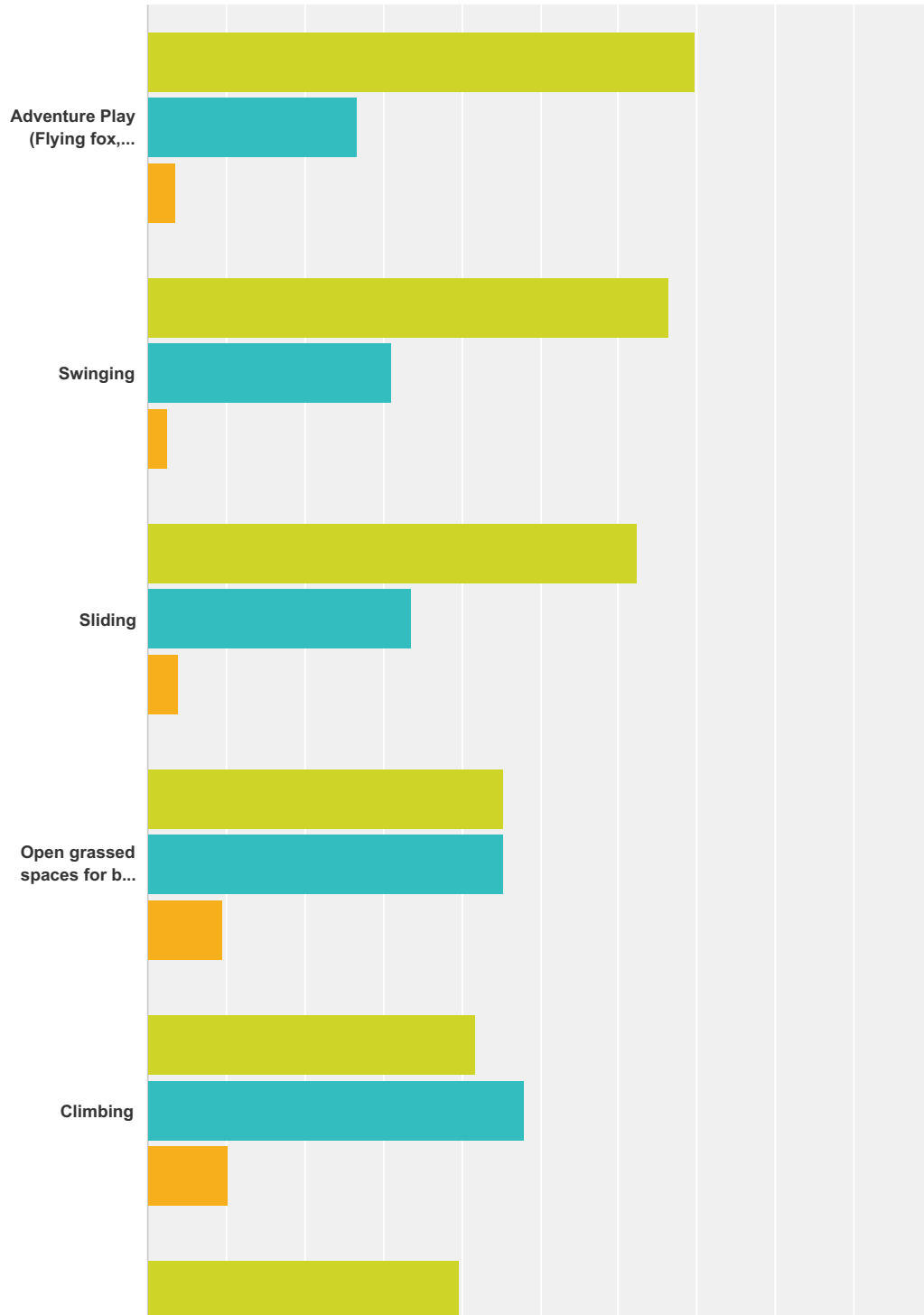
## New Park Bandara Circuit Spring Farm

Ball games	<b>48.53%</b>	182
Active recreation activities such as sport/exercise/jogging	<b>35.47%</b>	133
Playing with pets/dog walking	<b>33.60%</b>	126
Attending community events (markets, fetes etc...)	<b>26.93%</b>	101
Cycling	<b>26.13%</b>	98
Nature appreciation and/or bird watching	<b>20.53%</b>	77
Skateboard/scooter	<b>20.27%</b>	76
Hobby (painting etc..)	<b>2.40%</b>	9
<b>Total Respondents: 375</b>		

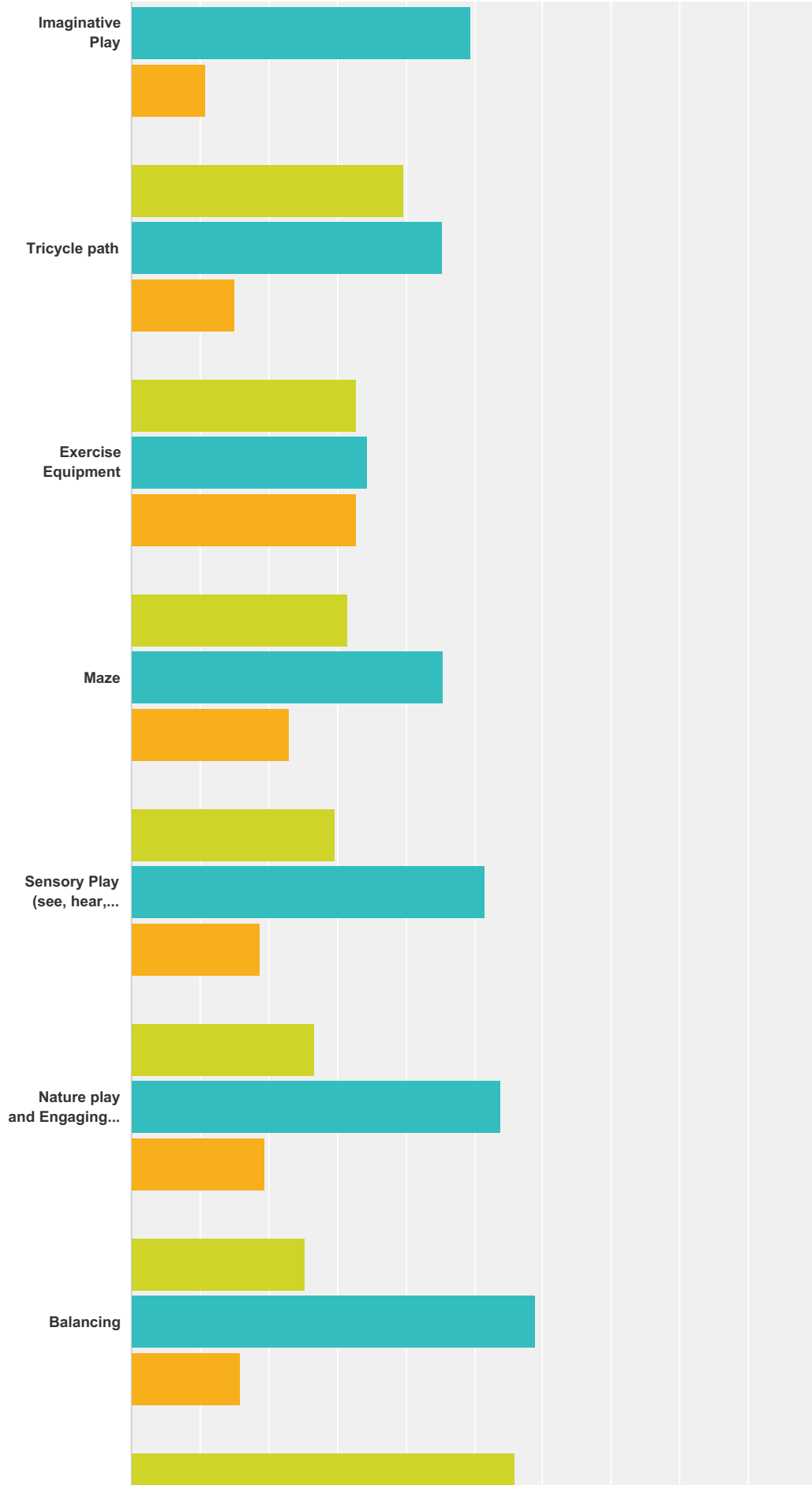


**Q5 Getting more specific to the park on Bandara Ave, which of the following park and/or play experiences would you like to see in the park on Bandara Ave, Spring Farm. Please rate these experiences as either High, Medium, or Low. Please do not select more than 3 experiences as High**

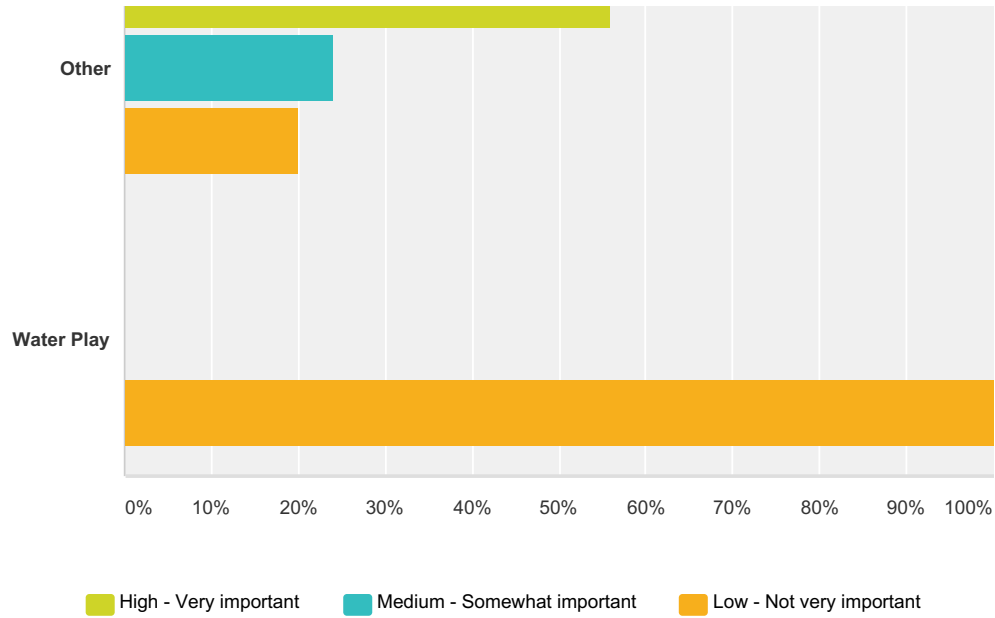
Answered: 375 Skipped: 0



# New Park Bandara Circuit Spring Farm



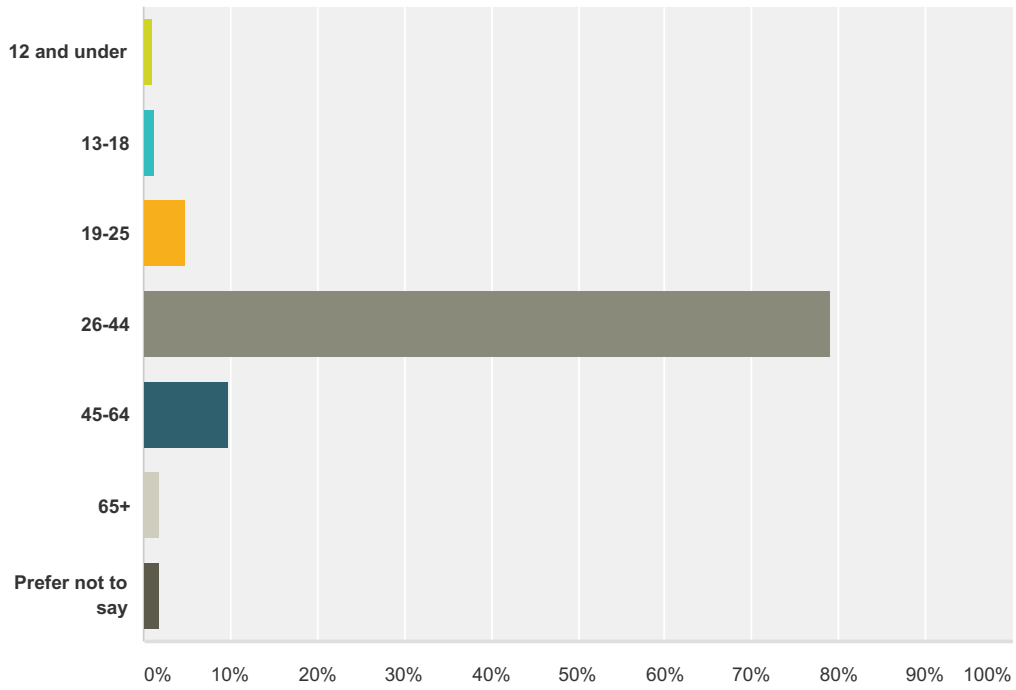
## New Park Bandara Circuit Spring Farm



	High - Very important	Medium - Somewhat important	Low - Not very important	Total
Adventure Play (Flying fox, rope bridges etc...)	69.75% 256	26.70% 98	3.54% 13	367
Swinging	66.29% 234	31.16% 110	2.55% 9	353
Sliding	62.46% 218	33.52% 117	4.01% 14	349
Open grassed spaces for ball games and other activities	45.22% 156	45.22% 156	9.57% 33	345
Climbing	41.74% 144	48.12% 166	10.14% 35	345
Imaginative Play	39.77% 136	49.42% 169	10.82% 37	342
Tricycle path	39.64% 134	45.27% 153	15.09% 51	338
Exercise Equipment	32.75% 112	34.50% 118	32.75% 112	342
Maze	31.49% 108	45.48% 156	23.03% 79	343
Sensory Play (see, hear, touch)	29.67% 100	51.63% 174	18.69% 63	337
Nature play and Engaging with Nature	26.76% 91	53.82% 183	19.41% 66	340
Balancing	25.22% 87	58.84% 203	15.94% 55	345
Other	56.00% 14	24.00% 6	20.00% 5	25
Water Play	0.00% 0	0.00% 0	100.00% 1	1

### Q6 Can you tell us a bit about yourself. What age group are you in?

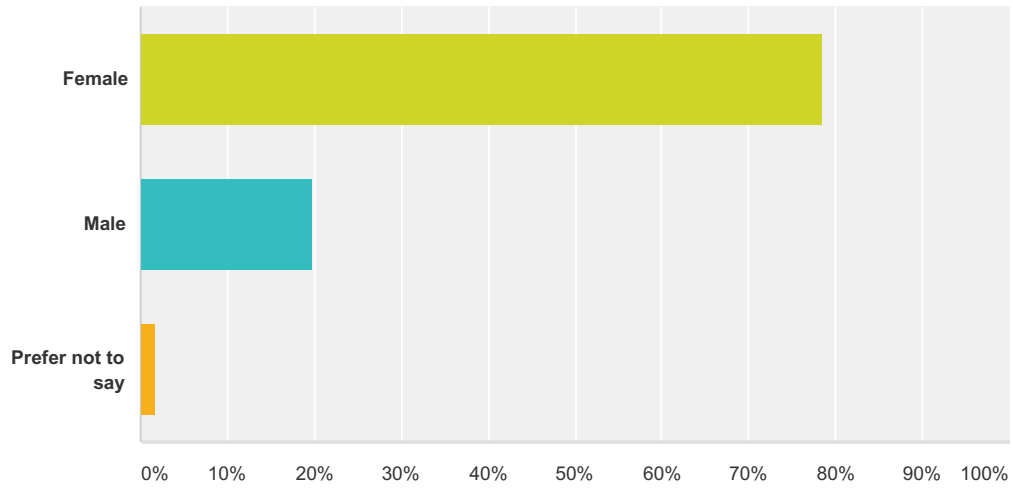
Answered: 374 Skipped: 1



Answer Choices	Responses	Count
12 and under	1.07%	4
13-18	1.34%	5
19-25	4.81%	18
26-44	79.14%	296
45-64	9.89%	37
65+	1.87%	7
Prefer not to say	1.87%	7
<b>Total</b>		<b>374</b>

### Q7 Are you :

Answered: 372 Skipped: 3



Answer Choices	Responses	
Female	78.49%	292
Male	19.89%	74
Prefer not to say	1.61%	6
<b>Total</b>		<b>372</b>