

Waste & Recycling

Guide for residents



www.camden.nsw.gov.au

About the Waste Service

Camden Council together with the community, plays an important role in reducing and managing waste within the Camden Local Government Area (LGA), and as our population grows, so too our waste.

Council offers a range of service options to help residents with managing their household waste efficiently and sustainably.

This guide provides a summary of these residential waste services.

For more information on these services, visit Council's website www.camden.nsw.gov.au/waste

Waste collection days and times

All 3 bins are emptied weekly on your scheduled waste collection day – **Monday to Friday, from 5am to 1pm** – even on public holidays. Place bins on the kerb the night *before* your waste collection day. Check Council's website for details about waste collection days for each suburb.

Broken or stolen bins

Contact Council to organise repair or replacement of broken bins. If you have reported a damaged bin to Council, ensure it remains on the kerb as Council staff are not permitted to enter private property to repair or replace bins.

Moving into a new home?

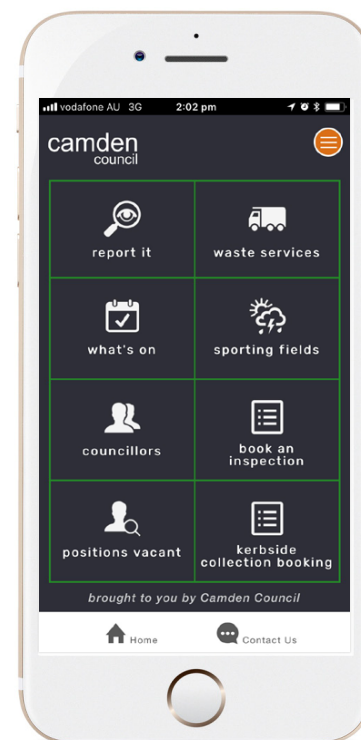
Residents moving into newly constructed homes are required to contact Council or complete the 'Waste (New Service) Form' online to arrange a waste service best suited to your household's needs.

Moving into an existing house

No need to move bins from house to house! With the property owner's approval, you can arrange for Council to vary the bin service to better suit your household's needs.

Download the 'OurCamden' Council App to:

- Get a reminder to put bins out
 - Report missed bins
- Report damaged bins or to replace bins
 - Report illegal dumping
- Book a Kerbside collection



About the Waste Bins



Garbage



Recycling



Green Waste*



80L



120L



240L



240L

240L

Recommended bin services for different households

*not offered to rural properties

RED BIN

Garbage

Residents are provided a choice of an **80L, 120L or 240L red bin** for their garbage, emptied weekly!

With these garbage bin size options, residents can choose the bin to best suit their needs. It also allows households that generate less waste to save money with smaller bin options.



YES! these items **can** go in the garbage bin

Animal droppings and household garbage



Dirty nappies



Polystyrene foam, coffee cups and food waste



Broken glass and ceramics



Soiled paper and waxed cardboard



Plastic bags, biscuit and chip packets



TIP: Keep bin lids closed to prevent birds and pests from scavenging for food and scattering your waste onto the road.




RED BIN

Garbage

These items **cannot** go in the garbage bin.



NO bricks



NO paint




NO oils



NO gas bottles



NO branches or logs



NO recycling



YELLOW BIN

Recycling

Residents are provided a **240L yellow bin** for easy 'commingled' or mixed recycling - altogether in one bin, emptied weekly!

Recycling is a good opportunity to divert materials away from landfill and turn them into new products. It also helps conserve our natural resources and saves energy too!



YES! these items **can** go in the recycling bin

Glass bottles and jars
(including plastic and steel lids)



Paper, newspapers
and magazines



Cardboard and
clean pizza boxes



Aluminium trays,
steel and aerosol cans



Hard plastics eg. bottles,
jars and containers



Milk and juice cartons



Did you know ... the number in the triangle ♻ identifies the type of plastic a container is made from, not whether it is recyclable?



TIP: For every eligible drink container you deposit to an approved 'Return & Earn' collection point, you receive a 10c refund!

YELLOW BIN

Recycling

These items **cannot** go in the recycling bin.



NO food waste



NO oils & paints



NO plastic bags or soft plastic packaging



NO garden waste



NO clothing, rags or materials



NO polystyrene foam or coffee cups



Did you know ... you can simply rinse your empty bottles, jars and containers, if needed, with used dishwater once the dishes are done?



TIP: Look out for the Australasian Recycling Label - it tells you which bit goes in the bin!



GREEN BIN

Green Waste


Residents in urban residential areas are provided a **240L green bin** for their green waste, emptied weekly! The Green waste service is not offered to all rural residents as they are able to manage green waste on their property.

The green bin allows residents to divert their green waste from landfill where it would otherwise generate greenhouse gases like methane and carbon dioxide.



YES! these items **can** go in the green waste bin

Grass or lawn clippings



Prunings and flower clippings



Vegetable garden waste



Sticks and small branches
(up to 1m length and
150mm thickness)



Dry and green leaves



Weeds



TIP: Place a few loose twigs in the green waste bin to prevent wet grass and lawn clippings from sticking to the bottom!



Did you know ... green waste collected from residents in the Camden LGA is typically 98% clean? Great effort!

GREEN BIN

Green Waste

These items **cannot** go in the green waste bin.



NO soil or rocks



NO plastic bags



NO food waste




NO garden tools or pots



NO treated timber



NO brick, tiles or building waste



TIP: Consider wormfarming or composting your food and green waste – it's a great way to make a natural fertiliser for your garden!



worm farm

KERB SIDE COLLECTION

Kerbside Collection

The Kerbside Collection service helps residents to easily dispose of waste materials that are too bulky for normal garbage collection.

Residential properties are eligible for 3 kerbside collections services per financial year.

If residents require additional kerbside collections this can be organised for an additional cost.

To organise a kerbside collection, follow these easy steps:

1 Make a booking *before* placing any material on the kerb. Either:

- Contact Council on 4654 7777;
- Book online via the Council website www.camden.nsw.gov.au; or
- Download 'OurCamden' Council App to make a booking from your smart phone.

2 Place your material out on the kerb no earlier than 2 days before your scheduled collection.

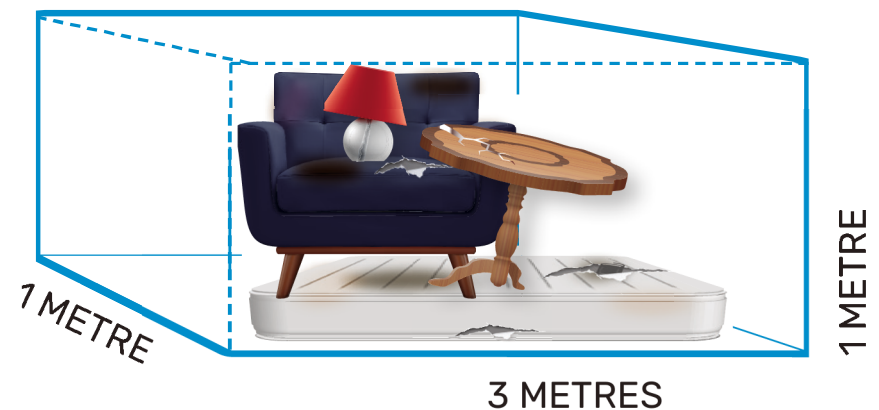
This will help keep our streets clean and tidy and will prevent people from adding extra items to your collection. You will receive an email (check your junk mail or spam folder) or letter confirming the date and details of acceptable items and quantities.

3 Get the volume right Only 3 cubic metres allowed.

4 Place in 3 tidy piles of general items, metals and green waste.

Ensure loose items like toys and books are bagged or boxed, whitegoods such as fridges have their doors removed, and green waste is neatly bundled.

TIP: Ensure our team can access your kerbside material, and it is clear of parked cars and other obstructions. Advise Council staff of any issues at the time of booking.



Please note, waste materials placed out on the kerb too early or without a confirmed kerbside collection booking, may be considered as illegal dumping.

KERB SIDE COLLECTION

Kerbside Collection

TIP: Before you throw away unwanted materials, consider donating quality items such as clothing, toys and furniture to a local charity. Visit Council's website for details of charity groups and alternative disposal options.

Carpet cut and rolled into 1m lengths (max 1 room)



Metals and whitegoods (fridge doors must be removed)



Furniture and up to 4 mattresses



Toys (in bags or boxes)




Green waste securely bundled (1m in length & less than 60cm in diameter)




NO hazardous waste eg. fuels, oils, acids, thinners, paints or gas cylinders




NO treated timber




NO food waste



NO building materials



NO tree stumps or logs



How to present bins

Timing

Collections start at 5am so put bins out the night before your collection day. Bring bins in on the same day they are emptied.



Don't Overfill

Prevent spills by ensuring bins are not overfilled and lids are closed. Waste left on or beside bins will not be collected.



Clear from Obstruction

Keep bins clear of parked cars, street signs, power poles and low tree branches.

Ensure bins do not block driveways, footpaths or roads.



Bins should be placed on the kerb

NOT on roads or driveways

unless alternate arrangements have been made with Council.



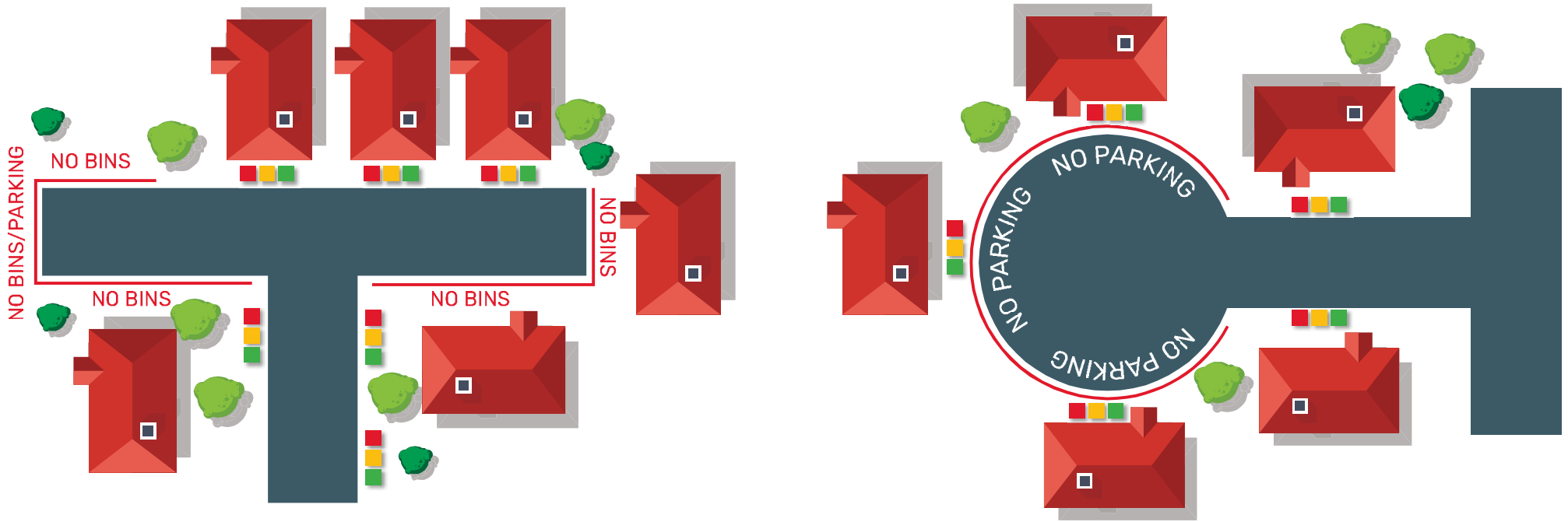
← 30cm →



Please don't overload bins.

Council waste trucks can only lift 80kgs.

Where to present bins



Where does the waste go?

Once bins are emptied by Council's waste collection trucks, the waste material is taken to the SUEZ Spring Farm Resource Recovery Park for processing ie:



Garbage collected from the red bins is sent to landfill.



Recycling collected from the yellow bins is dropped off to the Materials Recycling Facility (MRF) where it is sorted and prepared for reprocessing at other facilities.



Green waste collected from the green bins is dropped off to the composting facility to be made into garden products such as soil conditioner and top soil.

Other waste services

If you want to reduce, reuse or recycle better or prefer safer disposal options, you may consider the following services:

Recycling Drop Off Day

To assist residents with extra recycling that can't fit in the yellow bin, Council hosts a free recycling drop off event 4 times a year.

Recycling accepted at this event includes bulky cardboard, paper, plastic bottles and containers, glass bottles and cans.

While polystyrene is not accepted for recycling in the 'Yellow Bin', it is accepted at this Recycling Drop Off event!



Household Problem Wastes Disposal

Some household problem wastes including fluorescent lights, smoke detectors, paints, gas bottles, fire extinguishers, batteries and oils are accepted* at recycling centres at:

- SUEZ Spring Farm Resource Recovery Park
20 Barrow Rd, Spring Farm
- Liverpool Council's Community Recycling Centre
99 Rose St, Liverpool
- Penrith Council's Community Recycling Centre
96 Dunheved Circuit, St Marys

**Check for pricing, trading hours, accepted items and quantities.*

Alternatively, you can take these items and others to the **FREE EPA Chemical CleanOut event**, annually hosted by Council in early February.

For more information, visit the CleanOut website or phone the NSW EPA Environment Line on 131 555.



E-waste Recycling

Electronic or e-waste such as televisions, computers, printers and computer equipment can be dropped off* for recycling at the following locations:



- SUEZ Spring Farm Resource Recovery Park
20 Barrow Rd, Spring Farm
- Liverpool Council's Community Recycling Centre
99 Rose St, Liverpool
- Penrith Council's Community Recycling Centre
96 Dunheved Circuit, St Marys

**Check for pricing, trading hours, accepted items and quantities.*

Special Event Waste Bin Service

If you, your community group or sporting club is organising a large event or function, contact Council at least 4 weeks prior to the event to arrange the hire of bins (minimum of 10 bins), drop off and pick up of bins, and the disposal of garbage and recycling from the event.

Other waste services continued

Soft Plastic Recycling

Instead of throwing your soft plastics in the garbage bin, you can recycle them through REDcycle. Simply drop off your soft plastics such as plastic bags, bread bags, chip and cracker packets (silver lined) – as dry and empty as possible – to the REDcycle bin located at participating supermarkets.



For more information visit www.redcycle.net.au



Recycling Stations

Keep toxic chemicals and problem waste out of landfills by recycling your used batteries, old and unwanted mobile phones and accessories, and used printer cartridges. Drop off these items into the convenient recycling station at the following locations:

- Council Administration Building
70 Central Ave, Oran Park
- Camden Library
40 John St, Camden
- Narellan Library
Cnr Queen & Elyard Sts, Narellan

For tips on removing your data from your mobile phone before you recycle or regift it, visit www.mobilemuster.com.au/recycle-a-mobile/



Syringes & Other Sharps Disposal

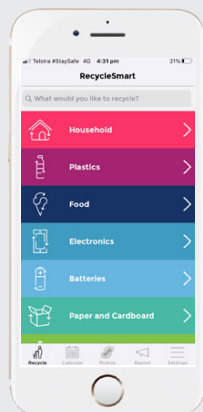
To safely dispose of your 'sharps' such as syringes, needles and pen needles, place in a sharps container or a puncture-resistant plastic container with a screw top, sharp-end down, and take to your local participating chemist.

For details, visit Council's website and search 'sharps'. If you see a syringe in a public area, please contact Council so that it can be safely removed.



RecycleSmart

Not sure what bin to use or where to recycle other items? RecycleSmart app can help. You can also book a Pick Up of soft plastics, wearable clothing, e-waste and problem waste from your front door! Search 'RecycleSmart' on Council's website to find out more.



Return Unwanted Medicines (RUM)

Safely dispose of unwanted and expired medicines through the Return Unwanted Medicines (RUM) Program at your local chemist.





 70 Central Ave,
Oran Park NSW 2570

 mail@camden.nsw.gov.au

 PO Box 183,
Camden 2570

 4654 7777

 camden.nsw.gov.au



camden
council