


Waste & Recycling Guide for residents

BIN MEANING TO TELL YOU... WE NEED SOME SPACE



About the Waste Service

Camden Council offers a range of waste service options to help residents sort their household waste efficiently and sustainably.

Check out this guide for everything you need to know about our services and sorting your waste.

For more information, visit Council's website www.camden.nsw.gov.au/waste

Waste collection days and times

All three bins are emptied weekly on your scheduled waste collection day – **Monday to Friday, from 5am to 1pm** – even on public holidays. Place bins on the kerb the night *before* your waste collection day. Check Council's website for details about waste collection days for each suburb.

Broken or stolen bins

Contact Council to organise repair or replacement of broken or stolen bins. If the bin is broken, leave it out on the kerb so Council staff can access it for repairs or replacement.

Moving into a brand new home?

Residents moving into newly constructed homes are required to contact Council or complete the 'Waste (New Bin Service) Form' online to arrange a waste service best suited to their household's needs.

Moving into an existing house

Contact Council or complete the 'New Bin Service' Form online to arrange for bins best suited to your needs.



Download the 'OurCamden' Council app to:

- Get a reminder to put bins out
- Report missed, damaged or stolen bins
 - Report illegal dumping
 - Book a Kerbside Clean Up



About the Waste Bins



Garbage



Recycling



Garden Organics (GO)*



80L



120L



240L



240L



240L

Recommended bin services for different households

*not offered to rural properties

RED BIN

Garbage

Residents are provided a choice of an **80L, 120L or 240L red bin** for their garbage, emptied weekly!

With these garbage bin size options, residents can choose the bin to best suit their needs. It also allows households that generate less waste to save money with smaller bin options.



YES! these items **can** go in the garbage bin

Animal droppings and household garbage

Dirty nappies

Polystyrene foam, coffee cups and food waste



Broken glass and ceramics

Soiled paper and waxed cardboard

Plastic bags, biscuit and chip packets



TIP: Keep bin lids closed to prevent birds and pests from scavenging for food and scattering your waste onto the road.

RED BIN

Garbage

These items **cannot** go in the garbage bin. These items are considered 'contaminants'.




NO! these items **cannot** go in the garbage bin

NO batteries



NO treated timber or building waste




NO oils or paints



NO gas bottles



NO branches or logs



NO recycling



TIP: To make less waste, avoid buying overpackaged items and use reusable items instead of single-use disposable ones.

YELLOW BIN

Recycling

Residents are provided a **240L yellow bin** for easy mixed recycling - altogether in one bin, emptied weekly!

Recycling is a good opportunity to divert materials away from landfill and turn them into new products. It also helps conserve our natural resources and saves energy too!



YES! these items **can** go in the recycling bin

Glass bottles and jars
(including plastic and steel lids)



Cardboard and clean
pizza boxes



Hard plastics eg. bottles,
jars and containers



Paper, newspapers
and magazines




Aluminium cans, foil,
foil trays and steel cans



Non-foil lined cartons



Did you know ... the number in the triangle  identifies the type of plastic a container is made from? It does not mean it's recyclable.



TIP: Use 'Return and Earn' collection points to obtain a 10c refund on eligible drink containers.

YELLOW BIN

Recycling

These items **cannot** go in the recycling bin. These items are considered 'contaminants'.

NO! these items **cannot** go in the recycling bin

NO food or garden organics



NO oils or paints



NO plastic bags or soft plastic packaging



NO batteries



NO clothing, rags or materials



NO polystyrene foam or coffee cups



Did you know...you can simply rinse your empty bottles, jars and containers, if needed, with used dishwater once the dishes are done?



TIP: Look out for the Australasian Recycling Label - it tells you which bit goes in which bin!



GREEN BIN

Garden Organics (GO)

Residents in urban residential areas are provided a **240L green bin** for their garden organics, emptied weekly! The garden organics service is not offered to all rural residents as they can manage garden organics on their property.

The green bin allows residents to divert their garden organics from landfill where it would otherwise generate greenhouse gases like methane and carbon dioxide.



YES! these items **can** go in the garden organics bin

Grass or lawn clippings



Prunings, flowers and plant clippings



Vegetable garden organics



Sticks and small branches
(up to 1m length and
150mm thickness)



Dry and green
leaves



Weeds



TIP: Place a few loose twigs in the garden organics bin first to prevent wet grass and lawn clippings from sticking to the bottom!



Did you know ... garden organics collected from residents in the Camden LGA is typically 98% clean? Great effort!

GREEN BIN

Garden Organics (GO)

These items **cannot** go in the garden organics bin. These items are considered 'contaminants'.

NO! these items **cannot** go in the garden organics bin

NO soil or rocks

NO plastic bags


NO food waste



NO garden tools
or pots

NO batteries

NO treated timber or
building waste



KERB SIDE CLEAN UP

The Kerbside Clean Up service helps residents to easily dispose of waste materials that are too bulky for normal garbage collection.

Residential properties are eligible for three Kerbside Clean Up services per financial year.

If residents require additional Kerbside Clean Ups this can be organised for an additional cost.

To organise a Kerbside Clean Up, follow these easy steps:

Kerbside Clean Up

1 Book a kerbside clean up service, either:

- Contact Council on 13 22 63;
- Book online via the Council website www.camden.nsw.gov.au; or
- Download 'OurCamden' Council app to make a booking from your smart phone.

2 Put your items out 1-2 days before your scheduled date:

This will keep our streets clean and tidy, and will prevent people from adding extra items to your pile. You will receive an email (check your junk mail or spam folder) confirming the date and details of acceptable items and quantities.

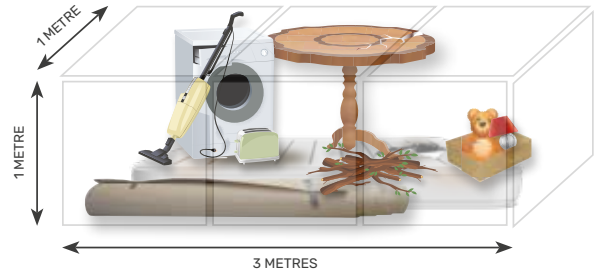
3 Get the volume right

Only 3 cubic metres will be collected from each property per booked 'single' Kerbside Clean Up.

4 Place in a neat pile.

- * Bag or box loose items.
- * Remove doors on whitegoods like fridges.
- * Bundle garden organics in 1m lengths and 60cm diameter and remove thorns.

TIP: Ensure our team can access your kerbside material, and it is clear of parked cars and other obstructions. Advise Council staff of any issues at the time of booking.



Please note, waste materials placed on the kerb too early or without a confirmed Kerbside Clean Up booking may be considered as illegal dumping.

KERB SIDE CLEAN UP

Kerbside Clean Up

TIP: Donate quality items such as clothing, toys and furniture to a local charity. Visit our website for details.

Carpet cut and rolled
into 1m lengths



Metals and whitegoods
(fridge doors must be removed)



Furniture and up to
4 mattresses



Toys
(in bags or boxes)




Garden organics
securely bundled
(1m in length and less than
60cm in diameter)



NO hazardous waste
eg. paints or gas cylinders




NO treated timber




NO food waste



NO building materials



NO tree stumps or logs



How to present bins

Timing

Our drivers start at 5am. Pop your bins out the night before.

Put your bins away the day they are emptied.



Don't Overfill

Present with lid closed. Overfull bins attract birds and create litter.

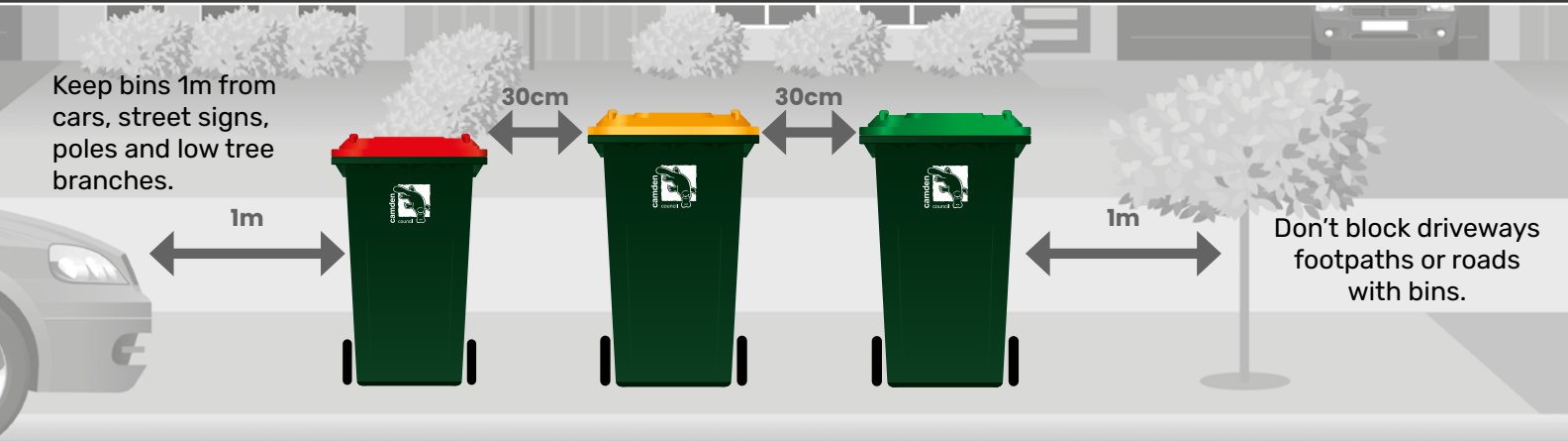
Excess waste on or around bins won't be collected.



Please don't overload bins. Council waste trucks can only lift 80kgs.

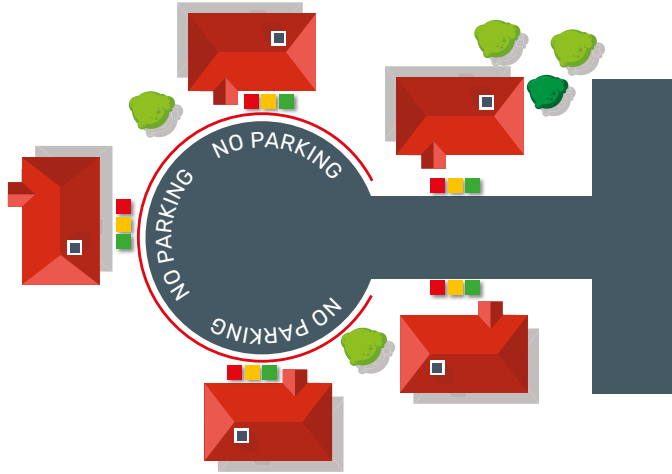
Clear from Obstruction

Keep bins 1m from cars, street signs, poles and low tree branches.



Don't block driveways footpaths or roads with bins.

Where to present bins



“Avoid parking in cul-de-sacs on waste collection days - our trucks can’t get through!”

Where does the waste go?

Once bins are emptied by Council’s waste collection trucks, the waste material is taken to the Veolia Spring Farm Resource Recovery Park for processing.



Garbage collected from the red bin is sent to landfill.



Recycling collected from the yellow bin is sorted and prepared for reprocessing at other facilities.



Garden organics is transported to the composting facility and made into garden products like soil conditioner and top soil.

Other waste services

If you want to reduce, reuse or recycle better or prefer safer disposal options, you may consider the following services:


Community Recycling Centre

The right place for your problem waste.

Community Recycling Centres (CRC) provide residents with a FREE and convenient drop-off facility for common household problem waste such as:



Paint Gas bottles Fluoro globes and tubes Smoke detectors Xrays



Aerosols Motor and other oils Household batteries Car batteries Mobile phones

Nb. Only household quantities of up to 20 litres or 20 kilograms of any one item will be accepted.

Visit the Narellan CRC at:

Camden Council's Depot
5 Millwood Ave, Narellan

Saturday and Sunday: 9am-2pm

(Closed public holidays)

Community Recycling Stations

The right place for your small problem waste.

Drop off your smaller problem waste ie old batteries, mobile phones, ink cartridges, for FREE into our recycling stations located at:

- Council Administration Building
70 Central Ave, Oran Park
- Camden Library
40 John St, Camden
- Narellan Library
Cnr Queen & Elyard Sts, Narellan

To remove data from your mobile phone, visit www.mobilemuster.com.au/recycle-a/mobile



Household Chemical CleanOut

The safe way to dispose of your potentially hazardous household chemicals.

Council hosts the annual Chemical CleanOut in February.

It's time for a Chemical CleanOut.

You can drop off for free:



Only household quantities accepted (20L or 20kg, mixed paint, up to 100L or 200kg containers if permitted). Please transport your materials carefully and remain in your vehicle at the collection site.

Other waste services continued

Recycling Drop Off Day

Council hosts a FREE recycling drop off event twice a year, in February and June.

Come along and drop off your:

- Bulky cardboard (clean and flattened)
- Polystyrene (excluding bean bag beans)
- Textiles (all clothes, accessories, bedding, towels and soft toys)
- Electronic waste (e-waste) (any household item that plugs in with a cord excluding large whitegoods)



RecycleSmart

Got tricky-to-recycle items like soft plastics or coffee pods?

Book a collection from your doorstep via the RecycleSmart app today!

Our residents are eligible to one FREE collection every 4-6 weeks for two bags of items.

Download the app and get started today!



Special Event Waste Bin Service

Organising a large function or sporting event, contact Council at least four weeks before to arrange garbage and recycling bins for the event. Includes delivery and collection. (min 10 bins).



Sharps Disposal Service

Safely dispose of your syringes, needles and pen needles at local participating chemists for FREE.

Place your sharps in a sharps container or a plastic container with a screw top, before dropping them off.

Visit Council's website and search 'sharps' to find participating chemists.



Return Unwanted Medicines (RUM)

Safely dispose of unwanted and expired medicines through the Return Unwanted Medicines (RUM) Program at your local chemist.





70 Central Ave,
Oran Park NSW 2570



mail@camden.nsw.gov.au



PO Box 183,
Camden 2570



13 22 63



camden.nsw.gov.au

camden
council